

Environmental Sustainability Report 2024



Contents

Executive summary	2
Governance	3
Disclosures and stakeholder engagement	4
Our environmental sustainability program	5
Environmental pro bono projects	10
Sustainability advice to clients	11
Appendix A	12
Appendix B	14
Appendix C	17



Executive summary

At White & Case, we are preparing for the next chapter in sustainability. Leaders across the Firm are working to understand the risks presented by climate change, set near-term targets to reduce our environmental impact and devise a strategy to hold ourselves accountable.

As environmental matters continue to be a driving issue in our world today, White & Case recognizes the importance of ownership and transparency when it comes to sustainability. We are proud to be publishing our second annual sustainability report to share how we as a Firm are addressing climate change.

This report provides insight into our specific efforts related to environmental sustainability – outlining the Firm’s internal governance structure, external disclosures and what we are doing to ensure we are operating as sustainably as possible. Through breaking down our emissions by Scope and category, this report provides a greater understanding as to where our high-emitting activities are, which is essential to creating a plan on how to improve our emissions performance.

Although we have made great strides in the last year, our sustainability strategy is continually evolving. We hope you find the report informative and look forward to progressing the conversation on sustainability.

Governance



We believe sustainability touches every part of our business. To reflect this, our sustainability committees are made up of senior representation across the Firm.

Gavin McLean, General Counsel emeritus and member of the Responsible Business Subcommittee

Cross-functional approach

During the first quarter of 2024 the Firm established a cross-functional project group to help prepare for our anticipated global ESG-related reporting obligations. The project team draws from all relevant internal business departments (such as Operations, Human Resources, the Office of the General Counsel, Finance and Risk) as well as partners and associates currently advising clients on ESG-related matters.

This team has and will continue to engage and assist the Firm's Executive Committee and other senior stakeholders on key issues and decisions. The project team also acts as a catalyst to develop new internal processes, new data points, liaise with external consultants and consider relevant new technology.

Throughout 2024 the project has facilitated a TCFD gap analysis, an analysis of our Scope 1, 2 and 3 GHG emissions and is pursuing further initiatives for the remainder of the year. The project team reports to the Chair of the Firm's Global Citizenship Committee.

Responsible Business Subcommittee

Our Responsible Business Subcommittee, which is part of our Global Citizenship Committee, leads on ESG and sustainability efforts across our operations. It reports to the Firm's Executive Committee and includes a core team of our General Counsel, partners, the EMEA Chief Operating Officer, the Director of Global Diversity and other Business Services professionals from different locations and business functions.

The Subcommittee meets regularly and supports, for example, the Firm's annual responsible business reporting responsibilities, internal procedures and policy development to implement our commitments to human rights and environmental sustainability. The Subcommittee plays an important role in educating our people about the Firm's duties and efforts as a responsible business.

Leveraging the knowledge of our [Environment & Climate Change Practice](#) and Sustainability & Responsible Business Practice, the Subcommittee shares best practices across our global network to reduce the environmental footprint of our operations, our employees and our suppliers.

Accountability and engagement



For nearly a decade, we have demonstrated our commitment to transparency in environmental sustainability disclosures. Our unwavering dedication to a greener future will continue as we strive to align our operations to global best practice.

Melissa Butler, Partner and Chair of the Global Citizenship Committee

Disclosures

We are a signatory to the [UN Global Compact](#), which signifies our commitment to upholding the principles of corporate sustainability and responsible business practices. The UN Global Compact provides a framework for companies to align their operations with ten universally accepted principles in the areas of human rights, labor, the environment and anti-corruption. Read our latest Communication on Progress [here](#).

Since 2015, we have participated in annual assessments with [EcoVadis](#), the world's largest provider of business sustainability ratings, which uses a methodology aligned to international standards. Each year, we submit evidence of our progress on labor and human rights, ethics, the environment and sustainable procurement. This evidence includes relevant internal policies and results in a scorecard outlining strengths and areas that need improvement. We have steadily improved our scoring every year since 2015. An increasing number of our clients are EcoVadis members and receive our annual scorecard.

In 2022, we began to disclose our greenhouse gas (GHG) emissions data to [CDP](#) (formerly the Carbon Disclosure Project), a nonprofit organization that runs the global disclosure system. The platform is used by investors, companies, cities, states and regions, as well as several Firm clients, and represents the gold standard of environmental reporting.

External engagement

We actively collaborate and exchange best practices with industry peers. We are a member of the [Legal Sustainability Network](#) (formally known as the Law Firm Sustainability Network) in the US and are a member of the [Legal Sustainability Alliance](#) in the UK. These memberships reinforce our dedication to sustainability within the legal sector through increased collaboration and knowledge sharing.

We are a signatory to the [Campaign for Greener Arbitrations' \(CGA\) Green Pledge](#), a global initiative to raise awareness of the carbon footprint of international arbitration and to minimize its environmental impact by promoting sustainable best practices and procedures. The CGA focuses on innovative technology and procedures to deliver more sustainable outcomes.

In addition, the Firm is an active participant in the [City of London Law Society ESG Working Group](#).



Our environmental sustainability program



This year marks an exciting moment for the Firm’s sustainability program as we commit to set near-term company-wide emission reductions in line with climate science with the SBTi. We will devise a clear and credible roadmap to reduce emissions from our operations.

Joanne Hillis, Associate Director of Global Operations

White & Case have established 2022 as its baseline year for our near-term science-based target. 2022 emissions data in this report has been restated since last year’s report and is now using a consistent Science Based Targets initiative (SBTi) compliant approach. Please see additional information on our GHG assessment methodology in Appendix A of this document.

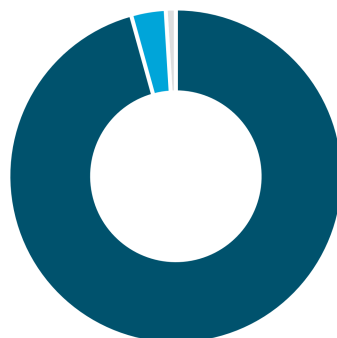
Our emissions data

The following table shows our Scope 1, 2 and 3 emissions from 2022 to 2023. Our reporting year runs from January 1 to December 31.

Scope	2022	2023
Scope 1	1,203	1,236
Scope 2 (market-based)	3,947	4,220
Scope 3	128,785	120,643
Total (market-based)	133,935	126,099

2023 GHG emissions

The majority of our GHG emissions sit within Scope 3, specifically our supply chain. We are continuously working with actors in our supply chain to gather accurate data and better understand trends so that we can implement further emissions reduction initiatives.



■ Scope 1 ■ Scope 2 (market-based) ■ Scope 3

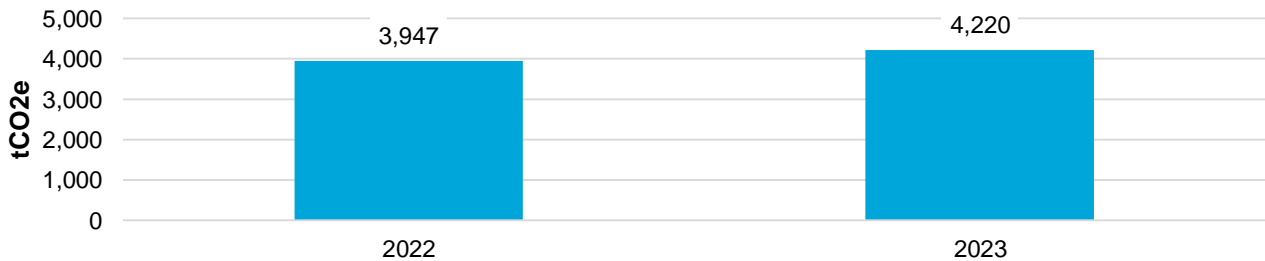
Scope 1

Our Scope 1 emissions have remained consistent since 2022. We will continue to reduce the use of natural gas and promote energy efficiency in our offices.



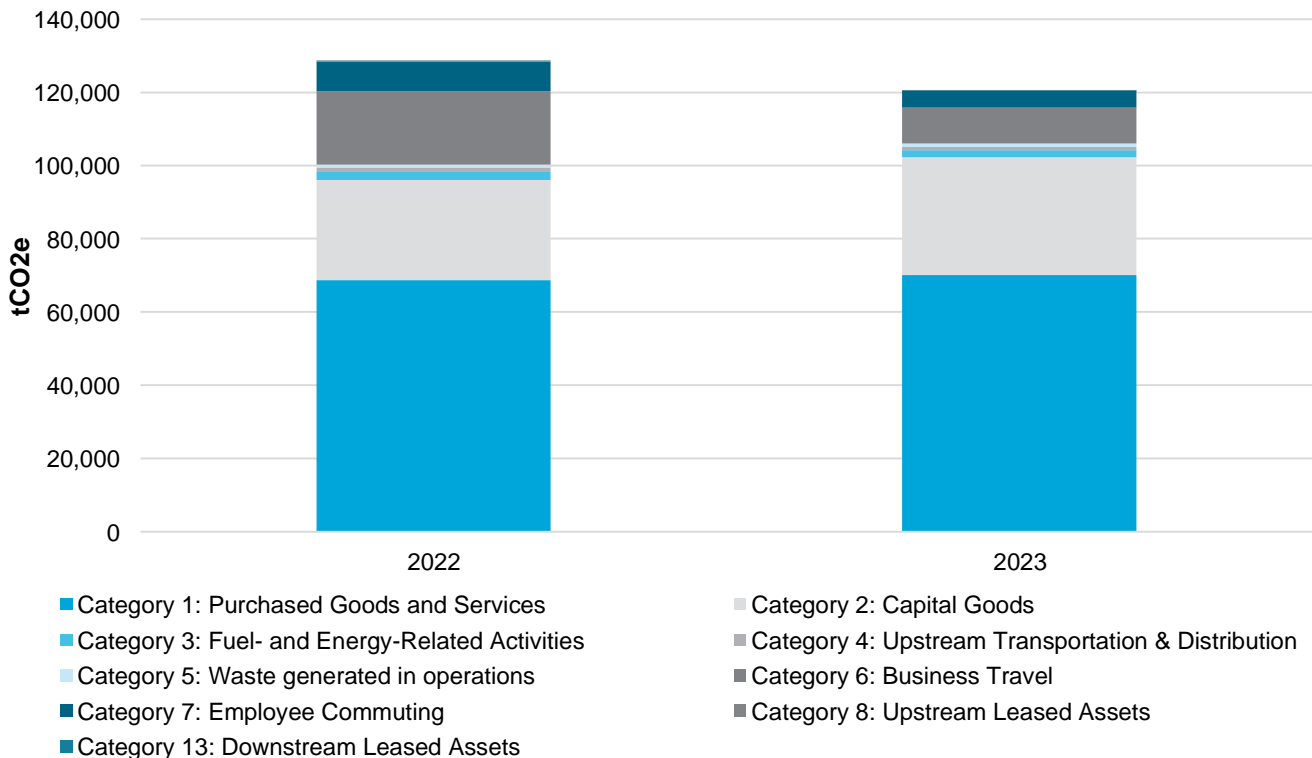
Scope 2 (market-based)

Our Scope 2 (market-based) emissions have increased by 7 percent in 2023 compared to 2022. While Scope 2 emissions make up only 3 percent of our GHG footprint, this is still an area we are committed to reducing as a Firm. Currently, 48 percent of our electricity usage comes from renewable energy. The Firm aims to increase renewable energy coverage to 75 percent by 2027, and we expect our Scope 2 emissions to decrease overall as these efforts progress.



Scope 3

This year we expanded the range of categories included in our Scope 3 assessment to include all categories relevant to White & Case as a professional services provider, starting with 2022 onwards. The most material categories to the Firm are Purchased Goods & Services, Capital Goods and Business Travel.



Our environmental sustainability program

The following table provides a detailed breakdown of our Scope 3 emissions. 2022 emissions have been recalculated in accordance with an SBTi compliant approach, and this approach is consistent throughout 2022 and 2023. Please see additional information on our GHG assessment methodology in Appendix A of this document.

Scope 3 category	2022 (tCO2e)	2023 (tCO2e)
Category 1: Purchased Goods and Services	68,693	70,076
Category 2: Capital Goods	27,447	32,279
Category 3: Fuel- and Energy-Related Activities	2,132	1,838
Category 4: Upstream Transportation & Distribution	1,262	884
Category 5: Waste Generated in Operations	763	950
Waste	668	785
Paper	4	138
Water	91	27
Category 6: Business Travel	19,973	9,835
Air Travel	13,390	8,620
Rail Travel	12	217
Road Travel	92	349
Hotel	428	648
Other**	6,050	-
Category 7: Employee Commuting	8,096	4,703
Category 8: Upstream Leased Assets	285	1
Category 13: Downstream Leased Assets	132	78
Total (Scope 3)	128,785	120,643

*Figures may not equal exactly due to rounding.

**In 2022, White & Case included a portion of spend-based data to ensure full coverage for the year as this is the chosen baseline year the Firm will align to externally when creating emissions reductions pathways. We will continue to do this where relevant in future years.

Our environmental sustainability program

Prioritizing sustainability within the Firm's operations involves implementing eco-friendly practices and promoting a culture of environmental responsibility. By actively engaging with stakeholders and continuously enhancing our working environment, we aim to foster a sustainable, productive and collaborative workplace that reflects our commitment to environmental stewardship and responsible business.

Sharing best practices

We are committed to minimizing our impact on the environment by running operations efficiently within the Firm. We have developed internal Sustainable Operations Guidelines (SOGs) to provide practical guidance with this aim. These guidelines are designed to encourage the achievement of minimum standards for environmental sustainability across our office network, and form the basis of the Environmental Management System (EMS) Questionnaire we disseminate in every office at least once a year. Results of the EMS Questionnaire can be found in Appendix B.

We aim to occupy buildings that demonstrate a commitment to sustainable operations through our Global Office Design Guidelines (GODG). Our office locations across the Americas, APAC and EMEA are supported by a range of certification schemes including Building Research Establishment Environmental Assessment Method (BREEAM), Leadership in Energy and Environmental Design (LEED) and National Australian Built Environment Rating System (NABERS).

With approximately 800 people, our London office is the Firm's second-largest and most environmentally advanced office. It obtained ISO 14001 certification in 2014 and has maintained it each year since. We won Bronze in the Circular Economy, Air Quality & Climate Action and Communications & Engagement categories at the *City of London Clean City Awards 2023*, where we were recognized for our initiatives in this area. These included sourcing 100 percent renewable energy for our Old Broad Street office, achieving zero waste to landfill, replacing our generator diesel with Hydrotreated Vegetable Oil (HVO), and donating furniture and clothing to local charities (see London Office 2023 Environmental Review, Appendix B).

Annual Global Green Campaign

Each year we develop an internal Global Green Campaign to engage and educate our people about important environmental issues and share relevant pro bono and commercial work as well as sustainability efforts the Firm is making to reduce its carbon footprint.

This year's campaign focused on food security and its relationship to sustainability. Highlights include:

- The connections between food security, water sustainability and renewable energy
- How our individual actions and the Firm's sustainability efforts directly and indirectly support food security, for example through our commercial, pro bono, operations and charitable work
- The role of the UN Sustainable Development Goals related to zero hunger, clean water and sanitation, and affordable and clean energy
- A global webinar with a commercial and a pro bono client discussing the issue of food security and how key stakeholders are addressing this growing problem, from investments in resilient agricultural practices and rural infrastructure to innovative trade deals and institutional support for smallholder farmers

Our environmental sustainability program

Our environmental policies reflect a Firm-wide commitment to sustainability, incorporating measures that promote resource conservation and enhance operational efficiencies. These policies not only help minimize our environmental footprint, but also underscore our dedication to integrating sustainable practices into every aspect of our operations.

Global Environmental Impact Policy

Our Global Environmental Impact Policy, formerly our Environmental Sustainability Policy, sets out the Firm's high-level goals for implementing sustainable operations. The following principles guide our operations to ensure we reduce our environmental impacts:

- Comply with all regulatory requirements and voluntary codes of practice applicable to each office
- Reduce pollution from our activities and implement sustainable waste management practices to minimize the quantity of waste we produce and maximize the amount of waste we recycle
- Identify key resources such as water, paper and energy used by each office, and implement measures to ensure that we use those resources efficiently
- Manage our carbon emissions by continuing to improve the energy efficiency of our premises and effectively measure the environmental impacts of our business travel

We work with our suppliers and employees to improve performance by promoting awareness of sustainability issues and environmental management best practices.

Sustainable practices within our global technology services

Our regional computer data centers feature state-of-the-art technology that conserves energy while improving the efficiency and reliability of our technology.

- Our APAC data center uses 100 percent renewable energy
- In EMEA, our data center uses carbon-neutral power from hydropower sources
- Our Americas data center is currently not assessed against any global environment certifications; however, the data center does adhere to the environmental requirements laid down by local environmental and industrial regulators

Our technology device recycling vendor follows a strict zero landfill and non-export policy for all e-waste. To ensure compliance with this policy, our vendor provides us with certificates of recycling for all of our shredded devices.

Sustainable procurement

Our supply chain procurement program requires that all new key suppliers of goods and services receive and sign our Supplier Code of Conduct, which gives suppliers an opportunity to understand our values, principles and minimum expectations across the Firm, including sustainability.

All our suppliers are required to comply with applicable environmental laws and regulations (including those related to pollution, waste disposal, air emissions and discharges) and obtain and maintain all necessary environmental permits and licenses. We also expect our key suppliers to commit to implementing best practices and initiatives aimed at reducing the impact of their business on the environment.

This commitment includes:

- Avoiding the use of hazardous materials, where possible
- Recycling
- Handling, storing and managing waste safely to minimize the impact on human health and the environment
- Having systems in place to prevent and mitigate accidental spills
- Continually striving to improve their sustainability performance, focusing on reduction (as appropriate) of waste, carbon emissions, water and the consumption of natural resources

Environmental pro bono work

Our [Global Pro Bono Practice](#) contributes to significant environmental sustainability work. We advise pro bono clients on matters that range from small, regional interventions to those that can influence global policy at the highest level. Recent highlights include:

- Provided anti-food waste social enterprise Matriark Foods with capital markets advice to ensure its equity structure remained aligned with its mission to maintain certification as a women-owned business enterprise
- Worked with long-standing pro bono client Conservation International to design a [debt-for-nature swap](#) by and amongst the United States, Indonesia and other leading environmental non-governmental organizations (NGOs) to protect Indonesia's precious coral reef ecosystems by redirecting US\$35 million of Indonesia's debt into an investment in coral reef conservation over the next nine years
- Partnered with the United Nations Development Programme's Global Policy Centre for Governance and the German Institute of Development and Sustainability to examine the connections between Sustainable Development Goal (SDG) 16 (Peace, Justice and Strong Institutions) and SDG 14 (Life Below Water) to advance the SDGs and better understand how governance affects the protection of our oceans
- Analyzed every country in the world for nonprofit Human Right 2 Water to assess which national constitutions include protections for the rights to water sanitation, concluding that while only approximately 25 percent of countries have enshrined these rights in their foundational level documents, many have common law traditions through which judicial decisions or case law can create legal protections that have similar practical effects
- Contributed to a [comparative study on carbon rights](#) in collaboration with the United Nations Collaborative Programme on Reducing Emissions from Deforestation and Forest Degradation in Developing Countries (UN-REDD Programme), supporting 27 developing countries in strengthening legislation on carbon rights, forest preservation and climate change

Read our [2023 Global Citizenship Review](#) to learn more about these and other White & Case pro bono projects.

105,550

Total pro bono hours in 2023

100k+

Pro bono hours per year for the seventh consecutive year

100%

Of our offices and practices do pro bono work

125+

Partners and counsels serve as pro bono leaders

800+

Total pro bono matters in 2023

Sustainability advice to clients



Clients are increasingly coming to us for advice on how to strategically embed sustainability into their business. Proof of an organization’s sustainability progress appears in different forms – board governance, operational policies, regulatory compliance and external reporting.

Taylor Pullins, Partner and Co-Head of the Sustainability & Responsible Business Practice



We are helping our clients navigate a rapidly evolving sustainability reporting and regulatory landscape that differs significantly across jurisdictions and industries. Every single industry is impacted by changes relating to sustainability. There isn’t a part of the world we live in that isn’t touched.

Clare Connellan, Partner and Co-Head of the Sustainability & Responsible Business Practice

To help our clients navigate environmental sustainability issues, White & Case’s Sustainability & Responsible Business Practice draws on the experience of lawyers across the Firm in practices that include Environment & Climate Change, Business & Human Rights, Public Company Advisory, Competition & Antitrust, Regulatory & Compliance, International Trade, Energy Transition and Debt Finance.

In addition to advising clients, we regularly provide insight into global and evolving issues, reflecting the societal shift in expectations of companies. While ESG was born out of a way of assessing environmental, social and governance risks and opportunities, sustainability and responsible business impacts the way a business operates, as well as corporate strategy and how a business can thrive now to continue to be a productive business in the future. This perspective builds on ESG-related risks and opportunities, and requires thinking in a broader commercial context, with an awareness of emerging legislation across jurisdictions and sectors. As a global firm we are well-situated to support our clients in these areas. The breadth of global capability and depth within our network distinguishes our Sustainability & Responsible Business Practice. Our clients benefit from our connectedness across regions and industrial sectors.

Some recent insights include a multi-jurisdictional heatmap reflecting changes to the [competition rules reflecting sustainability considerations](#), [an assessment of key ESG topics affecting business strategy](#), a review of developments to assess and disclose [biodiversity-related risks](#), a look at the impact of the EU’s adoption of the [Corporate Sustainability Due Diligence Directive](#) and a spotlight on key [ESG trends to watch](#) in the APAC region for 2024.

Appendix A

GHG emissions calculation methodology

We use the Greenhouse Gas Protocol (GHGP), a widely recognized framework developed by the World Resources Institute (WRI) and the World Business Council for Sustainable Development (WBCSD), to accurately measure and report our carbon emissions. The GHGP classifies emissions into three scopes:

- **Scope 1:** Direct emissions from sources we own or control, such as emissions from the on-site combustion of fossil fuels or company-owned vehicles
- **Scope 2:** Indirect emissions associated with purchased electricity, heating or cooling
- **Scope 3:** Indirect emissions associated with our business operations but resulting from activities outside our direct control

White & Case's GHG emissions cover the following categories

- **Scope 1:** Fuel, Fugitives, Company-Owned/Leased Vehicles
- **Scope 2:** Electricity, Heat, Company Vehicles (Electricity from Electric Vehicles (EVs))
- **Scope 3:** Purchased Goods & Services; Capital Goods; Fuel- and Energy-Related Activities (FERA), Upstream Transportation & Distribution; Waste Generated in Operations; Business Travel; Employee Commuting and Homeworking; Upstream Leased Assets; Downstream Leased Assets

GHG emissions include all White & Case office locations with the exception of Muscat as it is an associated firm and not officially part of White & Case.

Restatements

White & Case is continually striving to improve GHG performance, drive emissions reductions and align to best practices, and this year we have advanced our GHG assessment methodology. Part of this exercise involved collecting actual data from 2022 and restating our emissions in line with our updated methodology aligned to the GHGP and Science-Based Targets initiative (SBTi) requirements.

We are aware that the restatement of our Scope 3 emissions has increased the 2022 figures in this year's report. Our new methodology includes five additional categories that were not previously calculated (Category 3: Fuel- and Energy-Related Activities; Category 4: Upstream Transportation & Distribution; Category 7: Employee Commuting & Homeworking; Category 8: Upstream Leased Assets; and Category 13: Downstream Leased Assets). Additionally, all relevant expense categories in Firm procurement data were included in this year's assessment, whereas previous years' calculations had only partial coverage.

The Firm has chosen 2022 as the baseline year for our near-term science-based target (SBT) and emissions reductions strategy.

Scope	2022 GHG emissions in tCO ₂ e (published in 2023 Environmental Sustainability Report)	2022 GHG emissions in tCO ₂ e (restated – SBTi aligned approach)
Scope 1	1,214	1,203
Scope 2 (market-based)	3,465	3,947
Scope 3	57,535	128,785
Total (market-based)	62,214	133,935

Scope 3 category	2022 GHG emissions in tCO₂e (published in 2023 Environmental Sustainability Report)	2022 GHG emissions in tCO₂e (restated – SBTi aligned approach)
Category 1: Purchased Goods & Services	38,590	68,693
Category 2: Capital Goods	6,920	27,447
Category 3: FERA	-	2,132
Category 4: Upstream T&D	-	1,262
Category 5: Waste generated in operations	1,466	763
Category 6: Business Travel	10,561	19,973
Category 7: Employee Commuting & Homeworking	-	8,096
Category 8: Upstream Leased Assets	-	285
Category 13: Downstream Leased Assets	-	132

The Firm has developed a materiality threshold of 5 percent, meaning that if any emissions recalculations exceed this threshold, we will restate our baseline emissions and publish them in our annual Environmental Sustainability Report. This is aligned to GHGP and SBTi best practice recommendations.

We are committed to progressing our sustainability strategy and continually improving our reporting framework.

Appendix B

2024 environmental management survey results

Our global environmental management system (EMS) helps each of our offices develop their own sustainable operations and track their progress across a range of activities, actions and procedures. The survey results below reflect the importance we place on sustainability initiatives Firm-wide.

Percentage of offices responding “yes” and “in process”	2024
Sustainability - Awareness - Engagement	
Are regular updates on sustainability performance provided to the office?	51%
Do you organize an annual volunteering event that focuses on environmental sustainability?	42%
Do you work proactively with your landlord and other tenants in the building on sustainability initiatives?	94%
Is guidance on sustainable office practices provided to new employees?	81%
Sustainability - Awareness - Plan/do	
Are sustainability targets set, regularly reviewed, and is progress communicated to the team?	56%
Have roles and responsibilities for sustainability been assigned, and are expectations clearly set?	56%
Have you decided on specific sustainable practices to implement and shared these with your teams?	77%
Sustainability - Energy - Data	
Do you regularly check your meters to access energy data?	82%
Do you review energy use to check if it aligns with expectations?	83%
Have you considered conducting a full energy audit by an expert?	33%
Is energy data collected and reviewed regularly against previous periods?	91%
Sustainability - Energy - Heating and Cooling	
Are timers set for heating and cooling during business hours?	94%
Have heating and cooling temperature settings been adjusted?	97%
Sustainability - Energy - Lighting	
Do you utilize natural light by keeping window shades open?	100%
Have you installed LED lighting?	97%
Have you installed lighting sensors for automatic turn-off?	86%
Have you instructed cleaning staff to turn off lights in unoccupied rooms?	97%
Sustainability - Energy - Office and Kitchen Equipment	
Are fridge/freezer door seals checked and maintained annually?	89%
Are standby modes activated on all applicable equipment?	92%
Do you defrost freezer compartments as recommended by vendors?	88%
Is equipment turned off when not in use for extended periods?	94%

Sustainability - Energy - Renewable Energy & Efficiency	
Have you engaged an energy consultant to identify ways to increase energy efficiency and reduce energy use?	43%
Have you switched to renewable energy?	88%
Sustainability - Greenhouse gas (GHG): Data	
Do you ensure that your reports on energy and water usage are exclusive to the Firm's usage, excluding other tenants?	91%
Do you regularly review and compare your office's annual GHG data against similar offices and previous emissions data?	68%
Sustainability - Greenhouse gas (GHG): Equipment	
Do you capture and report information related to refrigerant gases as part of your environmental initiatives?	68%
Do you prioritize choosing energy-efficient, high-quality and easy-to-maintain equipment?	92%
Sustainability - Greenhouse gas (GHG): Travel	
Are virtual meetings promoted in your office to reduce the need for travel?	95%
Do you encourage employees to use trains instead of planes for travel on short haul/domestic routes?	75%
Do you select taxi providers that offer low-emission vehicles as a standard option?	65%
Have you provided high-definition video-conferencing facilities to encourage effective virtual meetings?	97%
Have you provided showers and lockers to accommodate employees who run or cycle to work?	97%
Have you raised awareness among employees that traveling in economy class rather than business class results in lower GHG emissions?	70%
When purchasing or leasing office cars, do you prioritize low-emission vehicles?	58%
Sustainability - Use of Resources - Kitchens and Hospitality	
Are cups and water glasses provided in kitchen areas?	97%
Have you installed still and/or sparkling water taps in kitchen areas to reduce the need for plastic water bottles?	94%
Have you opted for reusable items over single-use items to reduce waste?	100%
Have you replaced plastic water bottles with glass ones in meeting rooms?	90%
Is stainless steel cutlery provided in kitchens instead of disposable options?	97%
Sustainability - Use of Resources - Purchase responsibly	
Are you purchasing local products to minimize transportation emissions?	100%
Do you buy recycled products, like printer paper, to conserve resources?	80%
Do you purchase sustainably produced coffee and tea, for example Fairtrade?	70%
Is the paper you purchase certified by the Forest Stewardship Council (FSC) or equivalent?	91%
Sustainability - Waste - Cleaning	
Are refillable and reusable cleaning supplies being used in the office?	84%
Have you switched to environmentally friendly, non-toxic cleaning supplies?	84%

Sustainability - Waste - Data	
Do you regularly collect and review waste data to monitor and compare with previous periods?	93%
Have you appointed a waste champion to conduct regular waste audits in the office?	45%
Sustainability - Waste - Increase Awareness	
Do you maintain awareness of office waste practices through regular communications and events?	74%
Sustainability - Waste - Reduce Paper	
Are electronic signatures being used and promoted for documents and contracts wherever possible?	92%
Are employees encouraged and actively using digital platforms for sharing files and communication?	100%
Do you regularly use and reuse internal mail envelopes for office correspondence?	97%
Have you implemented Canon Uniflow secure print in your office for printing needs?	97%
Have you implemented digital documentation and online collaboration platforms in your office?	92%
Is 80g paper being used as the default in printers, except when specific requirements dictate otherwise?	100%
Is double-sided printing set as the default on all office printers?	87%
Sustainability - Waste - Waste Management	
Do you donate unused office items to charities, schools or community groups?	74%
Have you eliminated plastic water bottles in client spaces, providing filtered water and glasses instead?	90%
Have you eliminated plastic water bottles in office spaces in favor of filtered water and glasses?	92%
Have you established collection points and procedures for the proper disposal of hazardous waste?	81%
Have you introduced a comprehensive recycling program in the office for various materials?	89%
Have you reduced or eliminated individual waste bins and introduced centralized waste facilities in the office?	63%
Have you set up a system for food composting in the office?	65%
If bins are still used at desks, have you stopped providing plastic bin liners?	66%
Is there clear signage in the office to assist in proper waste segregation?	87%
Sustainability - Water - Bathrooms and Kitchens	
Are low-flow toilets installed to minimize water consumption?	87%
Do you ensure that dishwashers are full before running them save to water?	100%
Have you installed sensor-operated taps to conserve water?	71%
Have you installed tap aerators to reduce water usage without losing pressure?	79%
Sustainability - Water - Data	
Do you regularly check water meter readings to monitor consumption and identify unusual spikes in usage?	86%
Sustainability - Water - Maintenance	
Do you regularly check pipes for leaks to prevent water wastage and potential damage?	91%
Have leak detection alarms been installed for early leak identification?	67%

Appendix C

London Office 2023 Environmental Review

WHITE & CASE

London Office 2023 Environmental Review

In 2022, the London office set itself targets for 2023, focusing on reducing our emissions from energy consumption, reducing and recycling more of our waste and ensuring that we retain our ISO 14001 certification. The following highlights some of our achievements.

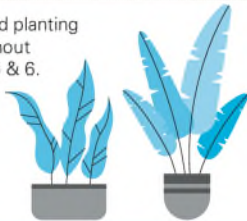
Waste

Zero

waste to landfill.



Installed planting throughout floors 5 & 6.



Awarded Bronze in the Circular Economy, Air Quality & Climate Action, and Communication & Engagement categories at the City of London Clean City Awards.

Phased out all single use condiments in BSK.



We donated **19 bags** worth of clothes to the Whitechapel Mission, which is a local charity that serves homeless and marginalised people in the community.



Donated **213** items of furniture from floors 2 & 4 to several charities and schools.



Recycling



72% of our waste in 2022 was recycled. **28%** was sent to energy from waste plants.

Introduced **Bamboo toilet paper and paper towels** which is naturally biodegradable, sustainable, and contains all natural ingredients.



Water

Installed sensor taps and eco flushes in all refurbished toilets.



Energy

All of our electricity consumption comes from **100% certified renewable energy.**



Gas usage fell by **53%.***

Overall carbon emissions were down **18%.***

Replaced **5000 litres** of generator diesel with **HVO (Hydrotreated Vegetable Oil)** which produces **94% less CO2** when burned.



* Figures compared to 2013 per person average.

whitecase.com

In this publication, White & Case means the international legal practice comprising White & Case LLP, a New York State registered limited liability partnership, White & Case LLP, a limited liability partnership incorporated under English law and all other affiliated partnerships, companies and entities.